

Type 4X Polyester Junction Box *PJ Series*

Lift-Off Cover/Hinged Door with Screws



Application

- Designed for use as instrument enclosures, electric, hydraulic or pneumatic control housings, electrical junction boxes or terminal wiring enclosures.
- Provides outstanding insulation and protection where equipment may be hosed down or be very wet.
- Ideal in applications with high temperatures or highly corrosive environments.

Standards

- UL 508 Type 1, 2, 3, 4, 4X, 12 and 13
- UL 508 Type 6P (see table)
- CSA Type 1, 2, 3, 4, 4X, 12 and 13
- CSA Type 6P (see table)
- Complies with
 - NEMA Type 1, 2, 3, 4, 4X, 12 and 13
 - IEC 60529, IP66

Construction

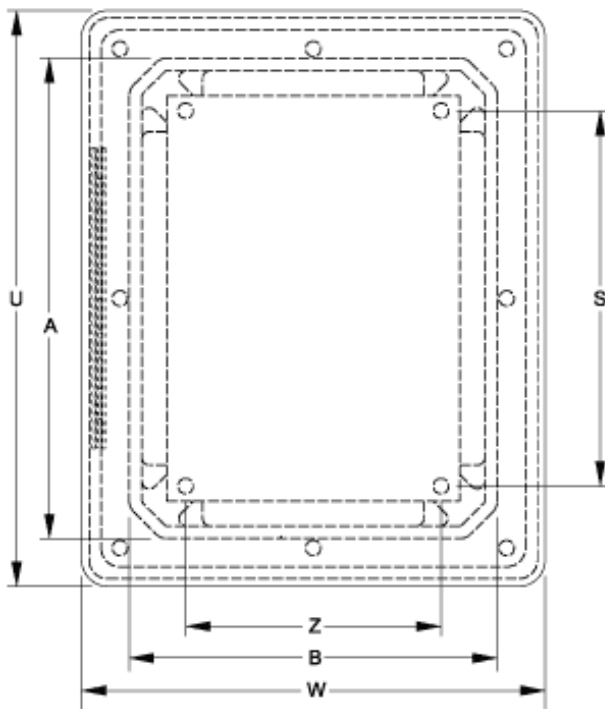
- Molded fiberglass polyester enclosure with matching cover is easily punched, cut, or drilled.
- Enhanced UV inhibitors protect against outdoor weathering.
- Standard JIC sizes under 18" x 16".
- 10-32 threaded brass inserts are provided for optional inner panel or terminal kit mounting. Mounting hardware included.
- Cover is fastened with captive stainless steel screws in threaded brass inserts.
- Captive oil resistant gasket provides a positive seal.
- Threaded brass inserts are provided for mounting feet to the rear of the enclosure.
- Stainless steel mounting brackets and hardware are provided for mounting feet to the rear of the enclosure.
- Operating temperatures between 130°C and -40°C (266°F to -40°F).
- Impact index of 6.78J (5 ft/lb).
- For corrosion resistance information, please refer to table in the Technical Information section.

Finish

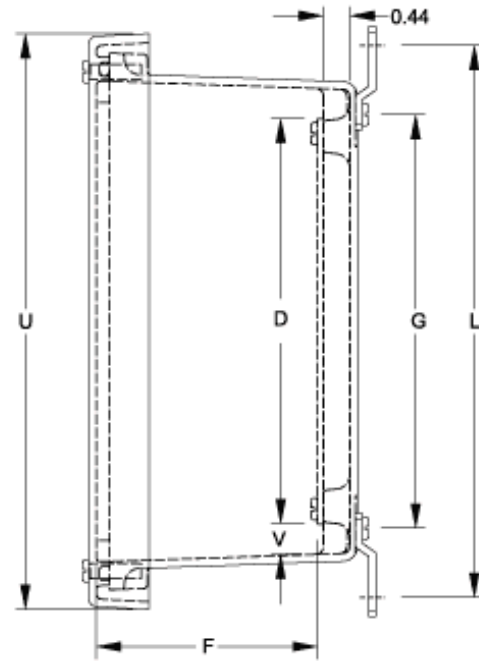
- Fiberglass polyester material has a gray finish.
- Optional inner panels are available in white powder coated finished steel, unfinished aluminum, or Fiberglass.

Accessories

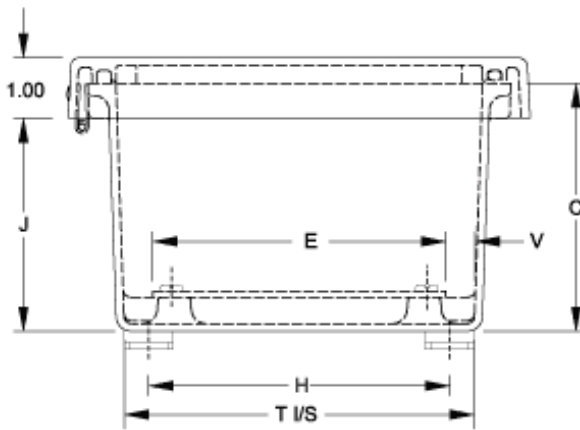
- PJ/PJU Replacement Hardware Kits
- Inner Panels
- Terminal Kit Assemblies



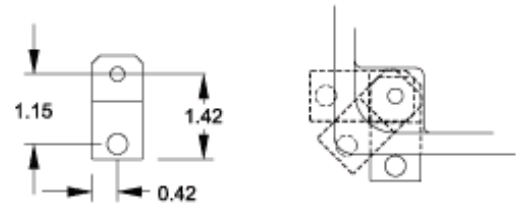
**Front View
Hinged Screw Cover**



Side View



End View



Optional Mounting Feet Locations

Thermal Index
130°C to -40°C (266°F to -40°F)
Impact Index
6.78J (5 ft/lb)

Lift-Off Cover	Hinged Cover	Enclosure Dimensions			Panel Dimensions			Centers							Cover Dimensions	Opt. Steel Panel Part No. ¹	Ship Wt. (lbs)		
Part No.	Part No.	A	B	C	D	E	F	G	H	J	S	Z	L	T	V	U	W		
PJ664 ²	PJ664H	6.10	6.10	4.13	4.88	4.88	3.76	5.01	5.01	3.52	4.25	4.25	7.32	5.83	0.49	7.69	7.69	14R0505	4
PJ864 ²	PJ864H	8.00	6.12	4.13	6.75	4.88	3.68	6.89	5.01	3.47	6.25	4.25	9.19	5.85	0.50	9.59	7.71	14R0705	4
PJ1084 ²	PJ1084H	10.13	8.26	4.13	8.75	6.88	3.68	8.89	7.01	3.47	8.25	6.25	11.19	7.85	0.50	11.77	9.90	14R0907	6
PJ1086 ²	PJ1086H	10.13	8.26	6.13	8.75	6.88	5.68	8.89	7.01	5.47	8.25	6.25	11.19	7.85	0.50	11.77	9.90	14R0907	6
PJ12106 ²	PJ12106H	12.13	10.26	6.13	10.75	8.88	5.68	10.89	9.01	5.47	10.25	8.25	13.19	9.85	0.50	13.77	11.90	14R1109	8
PJ14126 ²	PJ14126H	14.13	12.26	6.13	12.75	10.88	5.68	12.89	11.01	5.47	12.25	10.25	15.19	11.85	0.50	15.73	13.85	14R1311	11
PJ16148	PJ16148H	16.27	14.40	8.13	14.75	12.88	7.68	14.89	13.01	7.47	14.25	12.25	17.19	13.71	0.50	17.87	15.99	14R1513	12
PJ18168	PJ18168H	18.40	16.40	8.13	16.88	14.88	7.68	16.97	14.97	7.47	16.25	14.25	19.28	15.72	0.50	20.00	18.00	P1868	17

Lift-Off Cover	Hinged Cover	Enclosure Dimensions			Panel Dimensions				Centers						Cover Dimensions			Opt. Steel Panel	Ship Wt.	
		Part No.	Part No.	A	B	C	D	E	F	G	H	J	S	Z	L	T	V	U	W	Part No. ¹
PJ20168	PJ20168H		20.00	16.00	8.13	18.44	14.44	7.68	18.54	14.54	7.47	17.81	13.81	20.84	15.31	0.52	21.59	17.59	P2068	19

¹ Aluminum and fiberglass panels available

² Type 6P

Data subject to change without notice

© 2016. Hammond Manufacturing Ltd. All rights reserved.